

**Camden Rockport Elementary School**  
**Remote School Days 2019-20**

\_\_\_\_\_ 's Genius Bag

**Day #2**

**Materials Included:**

- ☐ Science Spin Packet
- ☐ Snow Gear Labeling
- ☐ Winter Patterns/Winter Sport Graphing
- ☐ Book; **Snowman, Snowman**

I acknowledge that my child completed this work with an appropriate amount of adult support. I also understand that this work is **mandatory** and my child will be responsible for presenting their work to his/her class and teacher. All materials and work will need to be *completed and returned no later than the Monday after the Remote School Day.*

\_\_\_\_\_  
Parent/Guardian Signature

Day 2  
Snow Day Bag  
Writing

# Snow Gear Labeling

Refer to the following "helpful hints" to coach your child through the following activity

Helpful Hints:

- Your child may choose their preference: they may cut and glue their labels or write them with their choice of writing utensil.
- Coach your child aloud - prompting them to point and orally describe the winter gear
- Your child should color the final labeled piece if able to do so

**Day 2**  
**Snow Day Bag**  
**Science Spin**

## ***SLEEPY BEAR***

1. Practice measuring with non- standard units, using the printable life size bear paw! Children are sure to have fun measuring things around the house...even all their family members!
2. Who Else Hibernates-connect the numbers.
3. Why Do Animals Hibernate Investigation

### **Why Do Animals Hibernate?**

**Materials:** ice cube trays, water, freezer, berries

- **Discuss** the photo of the berries on page 3. Children may say that the berries are not *that* hard to see. So— why do animals hibernate?
- **Investigate** the question with a hands-on demonstration. Gather several berries (such as blueberries or cranberries). Fill an ice cube tray with water and drop a berry in each cup; then place in a freezer.
- **When** the cubes are frozen, pop them out and let children compare them with room-temperature berries. Which are easier to smell? Which would be easier to find for animals that want to eat them? The ice will give kids a better understanding of why some animals sleep all winter. When spring comes, the berries are easy pickings!



My name \_\_\_\_\_

Measurement

# Measure With Bear Paws!

This is about the size of a real grizzly-bear paw print.  
Print several, cut them out, and have kids use them to complete the next page.





# Eat Up, Bear!

This hungry bear is catching fish.  
Yum! Count how many fish are left.



1. There are **3** fish.  
The bear eats **1**.  
How many are left? \_\_\_\_\_



2. There are **6** fish.  
The bear eats **3**.  
How many are left? \_\_\_\_\_



3. There are **5** fish.  
The bear eats **4**.  
How many are left? \_\_\_\_\_



4. There are **7** fish.  
The bear eats **2**.  
How many are left? \_\_\_\_\_

NOV./DEC. 2018

SCHOLASTIC

Watch our video  
about hibernation at  
[www.scholastic.com/lfo](http://www.scholastic.com/lfo).

# Let's Find Out®

My Weekly Reader

ISSN 0024-1261 • VOL. 53, NO. 3

DMITRY NALIMOV / SHUTTERSTOCK.COM (BACKGROUND), VITALINA IYERAKOVA / SHUTTERSTOCK.COM (BEAR), AZUREI / SHUTTERSTOCK.COM (FISH)



# Sleepy Bear

How will the bear get ready for winter?

My name \_\_\_\_\_

(Sing to the tune of "Alouette")  
Hibernation, time for hibernation,  
Hibernation, time to go to sleep!



# Time for Hibernation

Brown bears sleep all winter. This is called hibernation.



The bear eats fish.  
**Is it time to hibernate?** Not yet.




The bear eats berries.  
**Is it time to hibernate?** Not yet.



The bear is full.  
**Is it time to hibernate?** Not yet.



The bear finds a den.  
**Is it time to hibernate?** Yes!



It is time to hibernate.  
Sleep tight! See you in spring!

**TALK**  
About It!

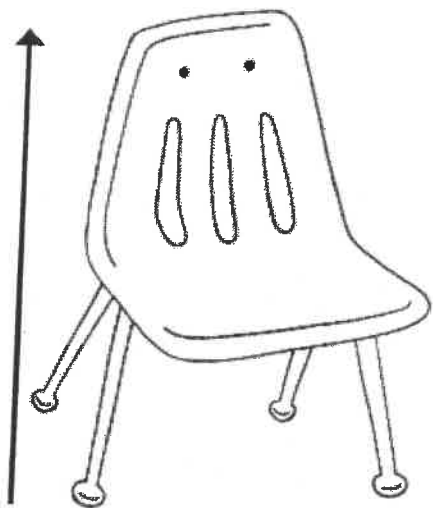
Bears hibernate when food is hard to find. Why is food harder to find in winter? Here is a picture clue.






My name \_\_\_\_\_


Use the bear paw to measure things in your home.




A chair is \_\_\_\_\_ paws tall.



My friend is \_\_\_\_\_ paws tall.



A shelf is \_\_\_\_\_ paws wide.




A rug is \_\_\_\_\_ paws wide.

My name \_\_\_\_\_

## Who Else Hibernates?

Connect the numbers and the letters to find two more animals that hibernate.













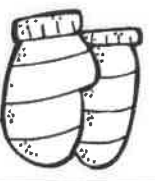
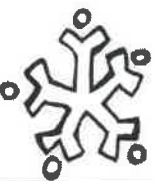

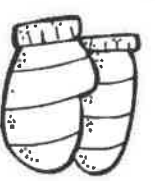






















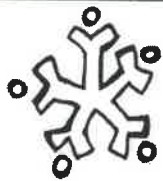
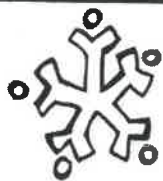
Name \_\_\_\_\_

Day 2

# Winter Patterns



Directions: Look at the pattern in each row and decide what kind of pattern it is. Circle the letters that name the pattern and color the pictures to match the pattern. Make your own winter patterns in the last two rows.


     	ABB AB
     	ABC AAB
     	ABB AAB
     	ABB AAB
     	AAB ABC
     	AAB ABB

Make your own winter pattern.

Make your own winter pattern.

Name \_\_\_\_\_

# Winter Sports Graphing



Color a box for each item you find.

